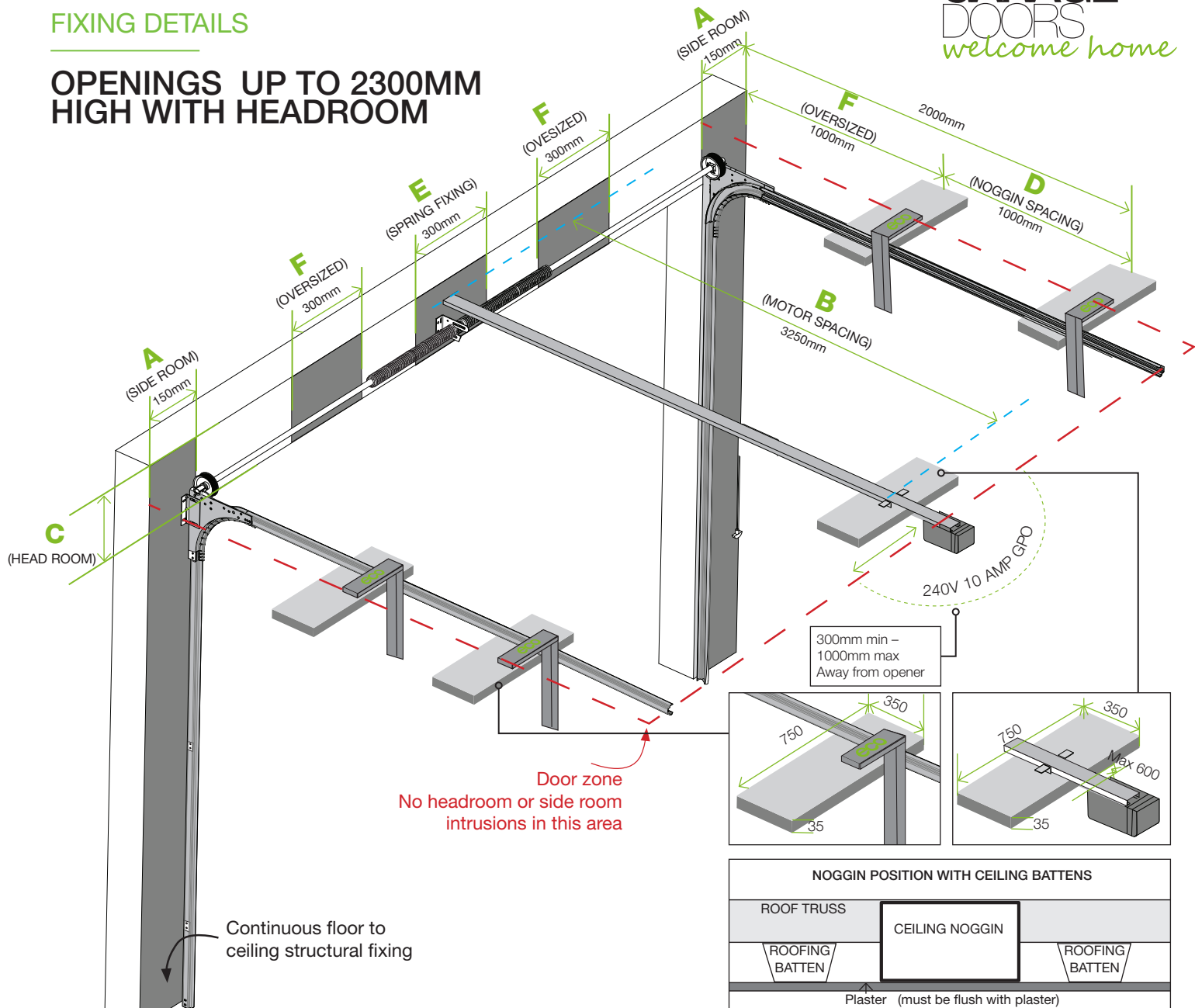


NOGGIN PLAN 2.3

FIXING DETAILS

OPENINGS UP TO 2300MM HIGH WITH HEADROOM



****ALL NOGGINS MUST BE FLUSH WITH BACK SIDE OF PLASTER - NO CAVITY****

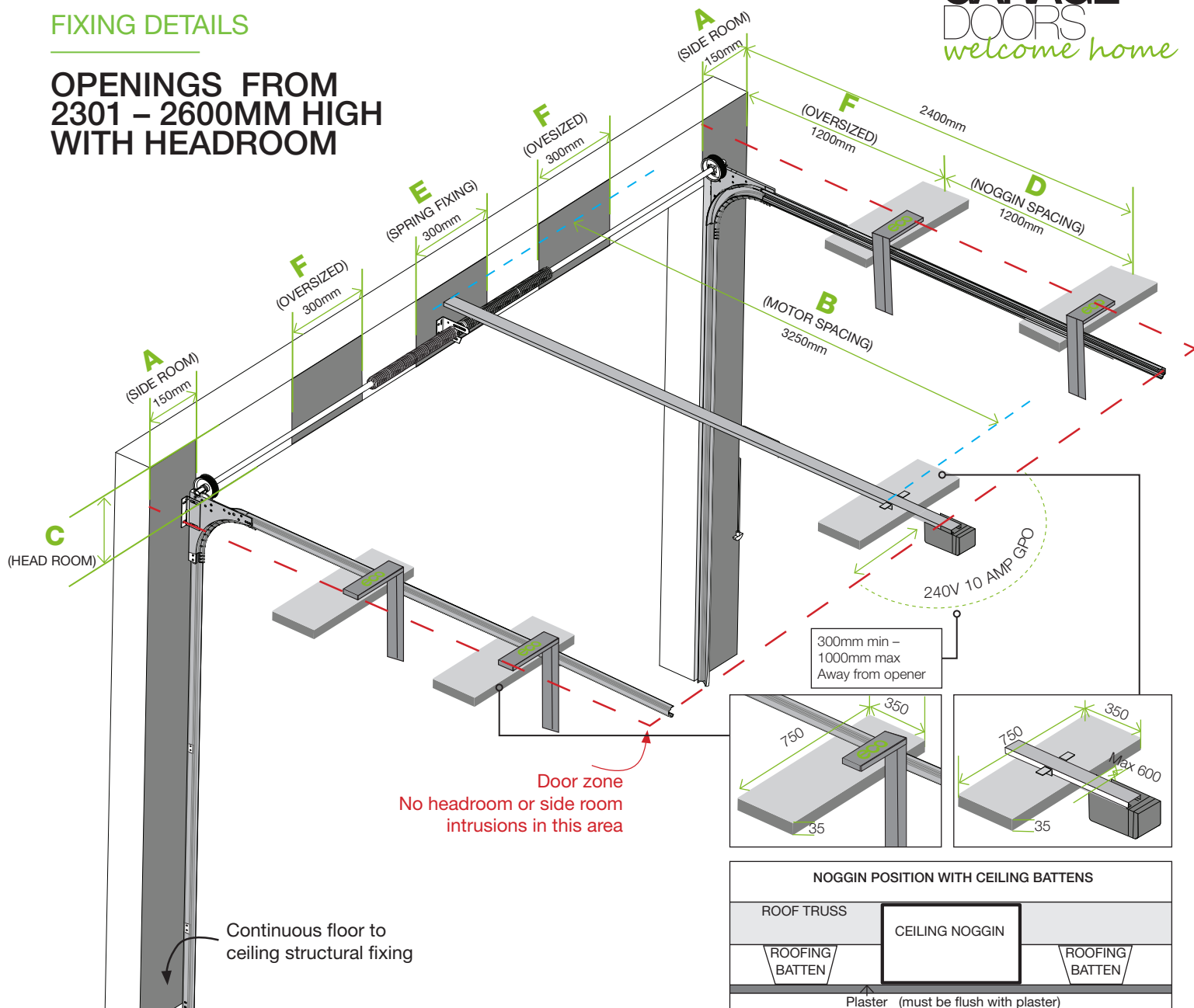
****ALL CEILING NOGGINS MUST BE A MINIMUM OF 750X350mm****

A	SIDE ROOM Left & Right (size of return without obstruction)	- Min 150mm required to eliminate need for side jamb - Must be solid fixing
B	MOTOR POSITION *Height specified can change	- Sectional door up to 2300mm high. Block position at 3250mm back from front of garage. GPO position as per plan.
C	HEAD ROOM (Lintel to ceiling / cornice without obstruction)	- 350mm and above - Standard headroom application used - 349mm - 250mm - Standard front mount low headroom install used - 249mm - 200mm - Standard front mount low headroom install with flat top of top panel used - 199mm - 0mm - Pelmet or Head panel is required
D	NOGGIN SPACING	- Noggin to be 2000mm back from front of garage. - Additional noggin is required at 1000mm back from front of garage for custom or doors over 5300mm wide (Refer to Noggin plans 2.6 or 3.2 for other specifications).
E	STANDARD SPRING FIXING	- Highlighted in Headroom area, required for every sectional door. Must be structural.
F	CUSTOM/OVERSIZED GARAGE DOORS	- Extra Fixing required the same as E and D: when Custom/Oversized garage doors are being installed. (Refer to Noggin plans 2.6 or 3.2 for other specifications).

NOGGIN PLAN 2.6

FIXING DETAILS

OPENINGS FROM 2301 – 2600MM HIGH WITH HEADROOM



****ALL NOGGINS MUST BE FLUSH WITH BACK SIDE OF PLASTER - NO CAVITY****

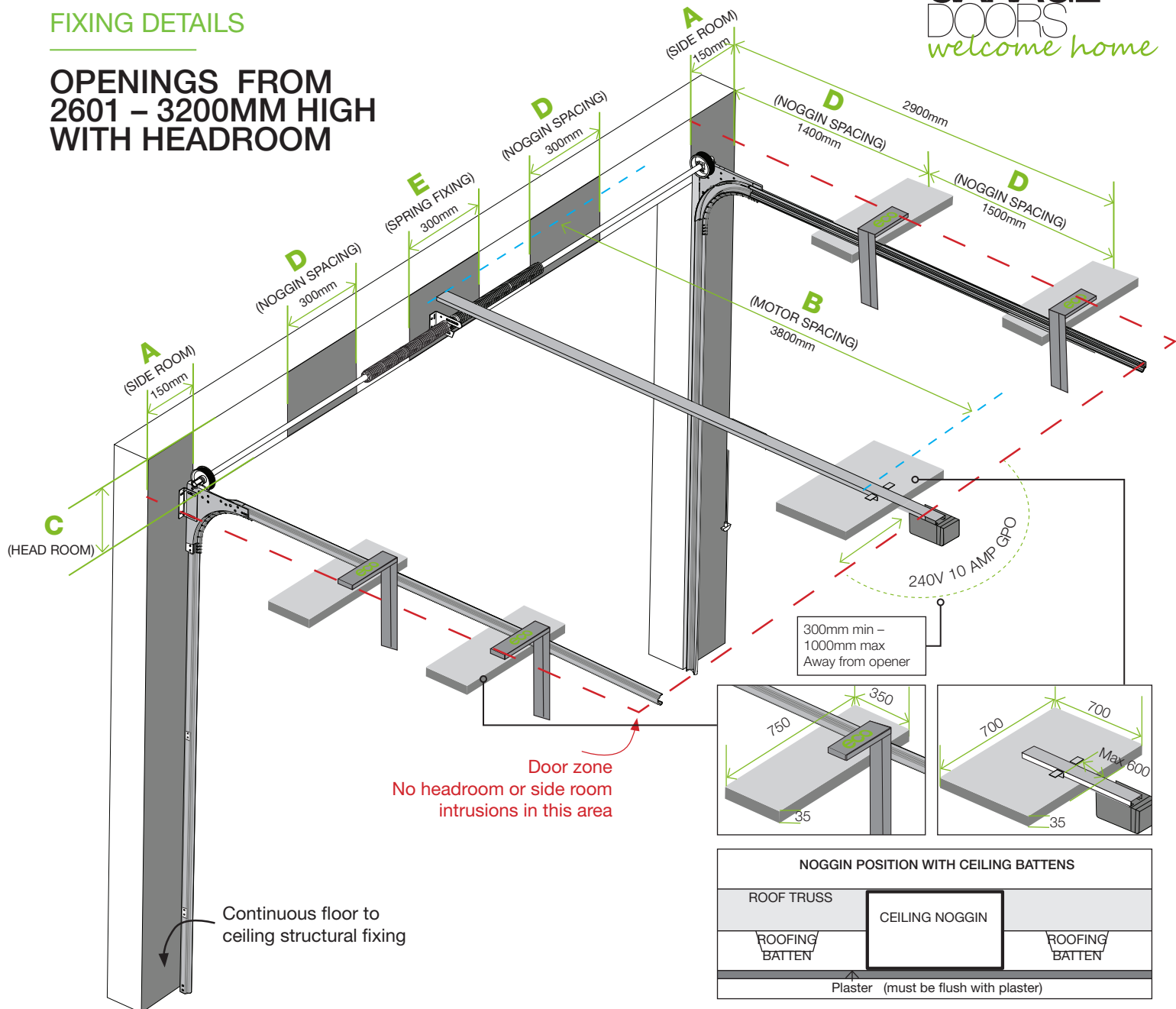
****ALL CEILING NOGGINS MUST BE A MINIMUM OF 750X350mm****

A	SIDE ROOM Left & Right (size of return without obstruction)	- Min 150mm required to eliminate need for side jamb - Must be solid fixing
B	MOTOR POSITION *Height specified can change	- Sectional door between 2301 – 2600mm high. Block position at 3250mm back from front of garage. GPO position as per plan.
C	HEAD ROOM (Lintel to ceiling / cornice without obstruction)	- 350mm and above - Standard headroom application used - 349mm - 250mm - Standard front mount low headroom install used - 249mm - 200mm - Standard front mount low headroom install with flat top of top panel used - 199mm - 0mm - Pelmet or Head panel is required
D	NOGGIN SPACING	- Noggin to be 2400mm back from front of garage. - Additional noggin is required at 1200mm back from front of garage for custom or doors over 5300mm wide (Refer to Noggin plans 2.3 or 3.2 for other specifications).
E	STANDARD SPRING FIXING	- Highlighted in Headroom area, required for every sectional door. Must be structural.
F	CUSTOM/OVERSIZED GARAGE DOORS	- Extra Fixing required the same as E and D: when Custom/Oversized garage doors are being installed. (Refer to Noggin plans 2.3 or 3.2 for other specifications).

NOGGIN PLAN 3.2

FIXING DETAILS

OPENINGS FROM 2601 – 3200MM HIGH WITH HEADROOM



****ALL NOGGINS MUST BE FLUSH WITH BACK SIDE OF PLASTER - NO CAVITY****

****ALL CEILING NOGGINS MUST BE A MINIMUM OF 750 X 350mm (700 x 700mm motor noggin)****

- | | | |
|----------|---|---|
| A | SIDE ROOM Left & Right
(size of return without obstruction) | - Min 150mm required to eliminate need for side jamb
- Must be solid fixing |
| B | MOTOR POSITION
*Height specified can change | - Sectional door between 2601 – 3200mm high. Block position at 3800mm back from front of garage. GPO position as per plan. |
| C | HEAD ROOM
(Lintel to ceiling / cornice without obstruction) | - 350mm and above - Standard headroom application used
- 349mm - 250mm - Standard front mount low headroom install used
- 249mm - 200mm - Standard front mount low headroom install with flat top of top panel used
- 199mm - 0mm - Pelmet or Head panel is required |
| D | NOGGIN SPACING | - Noggin to be 2900mm back from front of garage.
- Additional noggin is required at 1400mm back from front of garage.
- Fixing points required as per diagram. |
| E | STANDARD SPRING FIXING | - Highlighted in Headroom area, required for every sectional door. Must be structural. |